



Sparkle Power Inc.
A Leading Power Supply Manufacturer
Web site: www.sparklepower.com

ATX-400PA (RoHS Compliant) **400 Watts ATX12V-2.2 Switching Power Supply**

Features

- Complied with ATX12V standard
- High efficiency and reliability, low noise and ripple
- Compatible with European Union Directive 2002/95/EC (Restriction on Hazardous Substances).
- Remote ON/OFF function
- Internal 12V DC fan included
- Noise Killer (thermal fan speed control function)
- Output over voltage, short circuit, and over current protection
- 100% Hi-pot, ATE, and burn-in tested
- Re-settable power shut down
- Complies with FCC part 15 subpart J class B 115Vac operation, and CISPR 22 class B at 230Vac operation
- Approved by UL60950, CSA C22.2 NO. 60950, TUV EN60950 or VDE EN60950, NEMKO EN60950 (CB Report)

Input Characteristics

Input Range: $\pm 10\%$ of 115Vrms/57~63Hz or 230Vrms/47~53Hz,
Manual Selection

Input Current: 8.5A (RMS) @115Vac, 5A (RMS) @230Vac

Inrush Current: No Damage

Output Characteristics

Output Voltage	Minimum Load	Normal Load	Maximum Load	Peak Load	Load Reg.	Line Reg.	Ripple & Noise
+3.3V	0.5A	16.0A	20.0A		$\pm 5\%$	$\pm 1\%$	50mV P-P
+5V	0.3A	11.2A	14.0A		$\pm 5\%$	$\pm 1\%$	50mV P-P
+12V1	1.0A	11.2A	18.0A		$\pm 5\%$	$\pm 1\%$	100mV P-P
+12V2	1.0A	12.6A	18.0A		$\pm 5\%$	$\pm 1\%$	100mV P-P
-12V	0.0A	0.3A	0.3A		$\pm 10\%$	$\pm 2\%$	100mV P-P
+5Vsb	0.0A	1.0A	2.5A	3.5A	$\pm 5\%$	$\pm 1\%$	50mV P-P

*+3.3V and +5V total output not exceed 136W

*+12V1 and +12V2 total output not exceed 348W, +3.3V & +5V & 12V1& 12V2 total output not exceed 385W

* Total output for this subject power supply is 400W

Sparkle Power Inc.
Main Office
1000 Rock Avenue
San Jose, CA 95131
TEL: 408-519-8888
FAX: 408-519-9999
E-MAIL: info@sparklepower.com


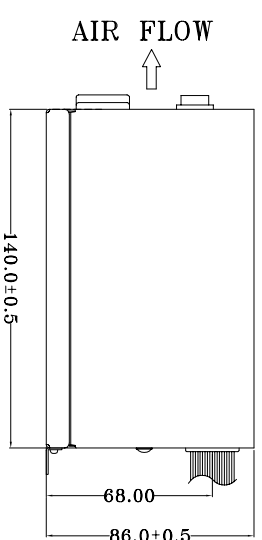
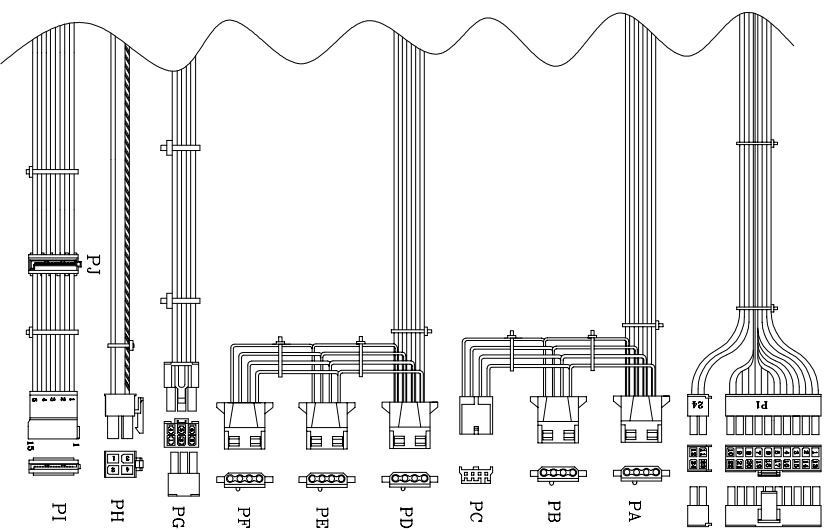
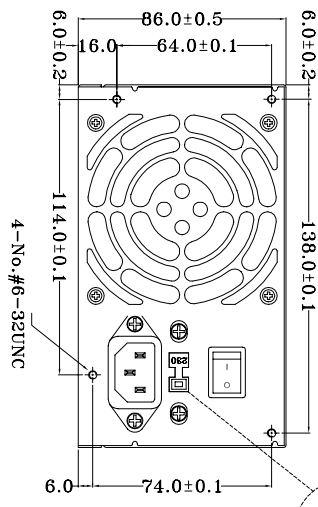
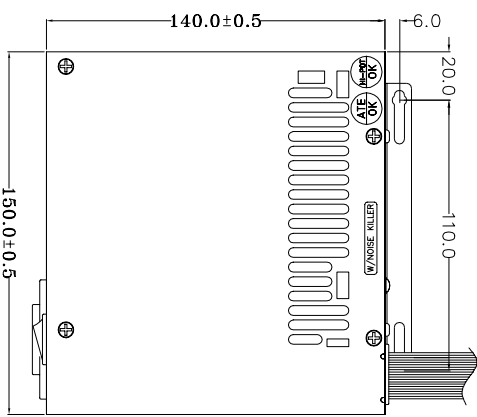
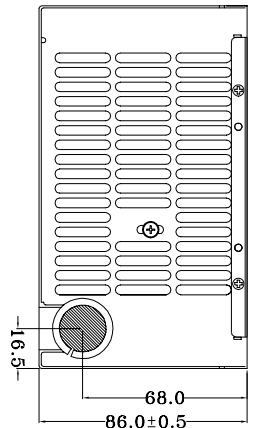
Sparkle Power Inc.
Los Angeles Office
17071 Green Drive
City of Industry, CA 91745
TEL: 626-839-7180
FAX: 626-839-3395



Specification

- **Temperature Range:** Operating: 0°C ~ +50°C, Full load at 25°C, De-rate 2W/°C from 25°C to 50°C;
- **Storage & shipping:** -20°C ~ +65°C
- **Humidity:** 5 ~ 95% on operating and storage
- **Dielectric Withstand:** Primary frame ground 1800V AC for 1 second
- **Efficiency:** 70% minimum measured at normal AC mains voltage and frequency with full load
- **Rise time:** Less than 20ms
- **Hold-up Time:** 17ms minimum at nominal input voltage
- **Power Good Signal:** Power on delay time 100 ~ 500ms, off delay 1ms minimum (TTL and CMOS compatible)
- **Leakage Current:** Less than 3.5mA
- **MTBF:** 100,000 hours on maximum load at +25°C
- **Dimensions (LxWxH):** 140x150x86mm/5.5x5.9x3.4inch

REF. NO.	PIN NO.	SIGNAL	WIRE COLOR	CONDUCTOR TYPE	GAUGE LENGTH
P1	1	+3.3VDC	ORANGE	18	Cable: 400-30mm Cable: 400-30mm or RQV. 10
	2	COM	BLACK	18	
	3	+5VDC	RED	18	
	4	+5VDC	RED	18	
	5	COM	BLACK	18	
	6	+5VDC	RED	18	
	7	COM	BLACK	18	
	8	+5VDC	PURPLE	18	
	9	+5VDC	YELLOW	18	
	10	+12V	YELLOW	18	
	11	+12V	YELLOW	18	
	12	+3.3VDC	ORANGE	18	
	13	+3.3VDC	ORANGE	18	
	14	+5VDC	BLUE	24	
	15	+5VDC	BLACK	24	
	16	PS-ON	GREEN	24	
	17	COM	BLACK	18	
	18	COM	BLACK	18	
	19	COM	BLACK	18	
	20	COM	BLACK	18	
	21	+5VDC	RED	18	
	22	+5VDC	RED	18	
	23	+5VDC	RED	18	
	24	COM	BLACK	18	
PA	1	+12V	YELLOW	18	AMP 1-480424-0 390±30mm or RQV. -10
	2	COM	BLACK	18	
	3	+12V	YELLOW	18	
	4	+12V	YELLOW	18	
	5	COM	BLACK	20	
	6	+12V	YELLOW	20	
PB	1	+12V	YELLOW	18	AMP 1-480424-0 155±10mm or RQV.
	2	COM	BLACK	18	
	3	+12V	YELLOW	18	
	4	+12V	YELLOW	18	
	5	COM	BLACK	20	
	6	+12V	YELLOW	20	
PC	1	+12V	YELLOW	18	AMP 1-480424-0 155±10mm or RQV.
	2	COM	BLACK	22	
	3	+12V	YELLOW	18	
	4	+12V	YELLOW	18	
	5	COM	BLACK	20	
	6	+12V	YELLOW	20	
PD	1	+12V	YELLOW	18	AMP 1-480424-0 155±10mm or RQV.
	2	COM	BLACK	20	
	3	+12V	YELLOW	18	
	4	+12V	YELLOW	18	
	5	COM	BLACK	20	
	6	+12V	YELLOW	20	
PE	1	+12V	YELLOW	18	AMP 1-480424-0 150±10mm or RQV.
	2	COM	BLACK	20	
	3	+12V	YELLOW	18	
	4	+12V	YELLOW	18	
	5	COM	BLACK	20	
	6	+12V	YELLOW	20	
PF	1	+12V	YELLOW	18	AMP 1-480424-0 150±10mm or RQV.
	2	COM	BLACK	20	
	3	+12V	YELLOW	18	
	4	+12V	YELLOW	18	
	5	COM	BLACK	20	
	6	+12V	YELLOW	20	
PG	1	+12V	YELLOW	18	C42020200 500±30mm -10 or RQV.
	2	+12V	YELLOW	18	
	3	+12V	YELLOW	18	
	4	+12V	YELLOW	18	
	5	COM	BLACK	18	
	6	COM	BLACK	18	
PH	1	COM	BLACK	18	MOLEX 390±30mm or RQV. -10
	2	+12V	YELLOW	18	
	3	+12V	YELLOW	18	
	4	+12V	YELLOW	18	
	5	COM	BLACK	18	
	6	COM	BLACK	18	
PI	1	COM	BLACK	18	MOLEX 390±30mm or RQV. -10
	2	+12V	YELLOW	18	
	3	+12V	YELLOW	18	
	4	+12V	YELLOW	18	
	5	COM	BLACK	18	
	6	COM	BLACK	18	
PJ	1	COM	BLACK	18	MOLEX 390±30mm or RQV. -10
	2	+12V	YELLOW	18	
	3	+12V	YELLOW	18	
	4	+12V	YELLOW	18	
	5	COM	BLACK	18	
	6	COM	BLACK	18	



NOTE:
1. ALL THE LENGTH OF
OUTPUT WIRES EXCLUDE HOUSING.
2. 產地標籤依據標指不加貼。

△ 客户要求變更整組線材

UNIT:mm

MODEL NO.: ATX-400PA(S03001)		TITLE: ASSY	
APPROVE	PE	DRAWN	DATE
INTERIOR COUNTERSIGN:		DEC.19.2006	

FSP P/N.:9PX4002203
SPI P/N.:ATX-400PA-B204

SHEET: 1 OF 1 REV:02

表單編號:7000P-0111