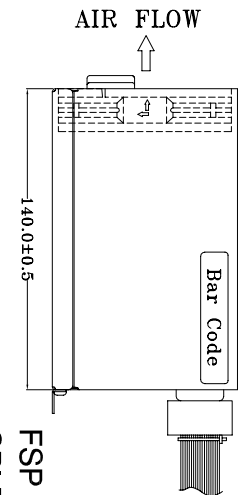
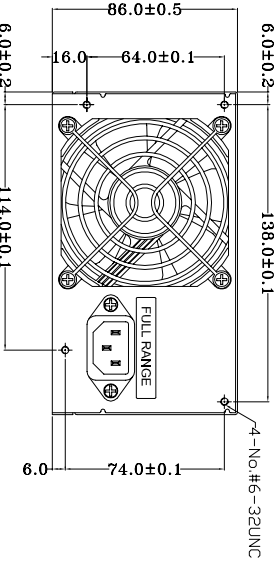
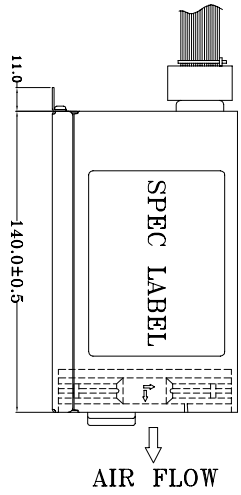

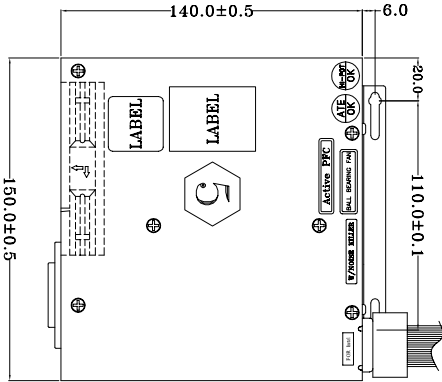
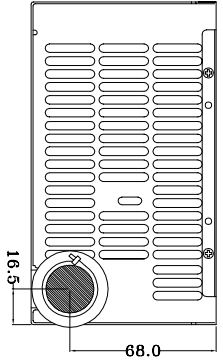


REF ID	NO	SIGNAL	WIRE COLOR	CONDUCTOR TYPE	CABLE LENGTH
P1	1	+3.3VDC	ORANGE	NO.12X 22#AWG	500±15mm
	2	+3.3VDC	ORANGE	NO.12X 22#AWG	
	3	COM	BLACK	18 or EQUIV.	
	4	+5VDC	RED	18 or EQUIV.	
	5	COM	BLACK	18	
	6	+5VDC	RED	18	
	7	+5VDC	RED	18	
	8	PS-ON	GRAY	18	
	9	+5V6A	PURPLE	18	
	10	+12V	YELLOW	18	
P2	1	+12V	YELLOW	18	500±15mm
	2	+3.3VDC	ORANGE	18	
	3	+3.3VDC	ORANGE	18	
	4	COM	BLACK	18	
	5	+12V	YELLOW	18	
	6	+12V	YELLOW	18	
	7	+12V	YELLOW	18	
	8	+12V	YELLOW	18	
	9	+12V	YELLOW	18	
	10	+12V	YELLOW	18	
P3	1	+12V	YELLOW	18	500±15mm
	2	+12V	YELLOW	18	
	3	COM	BLACK	18	
	4	COM	BLACK	18	
P4	1	+12V	YELLOW	18	200±10mm
	2	COM	BLACK	18	
	3	+5V	RED	18	
	4	COM	BLACK	18	
P5	1	+3.3VDC	ORANGE	18	500±15mm
	2	COM	BLACK	18	
	3	+5V	RED	18	
	4	COM	BLACK	18	
P6	1	+12V	YELLOW	18	155±10mm
	2	COM	BLACK	18	
	3	COM	BLACK	18	
	4	+5V	RED	18	
P7	1	+12V	YELLOW	18	155±10mm
	2	COM	BLACK	18	
	3	COM	BLACK	18	
	4	+5V	RED	18	
P8	1	+12V	YELLOW	18	100±10mm
	2	COM	BLACK	18	
	3	+12V	YELLOW	18	
	4	+12V	YELLOW	18	



FSP P/N.:9PA5500104
SPI P/N.:FSP550PLGR-SLI

- NOTE:
1. ALL THE LENGTH OF OUTPUT WIRES EXCLUDE HOUSING.
 2. 產地標籤依業務指示加貼.

UNIT:mm

MODEL NO. : FSP550-60PLG(S032)	TITLE: ASSY	SHEET: 1 OF 1	REV:05
R&D	PE	DRAWN	DATE
INTERIOR COUNTERSIGN:			May.15.2006
			樂家龍

Mechanical Drawing(外觀/機構圖)表單編號7000P-0111