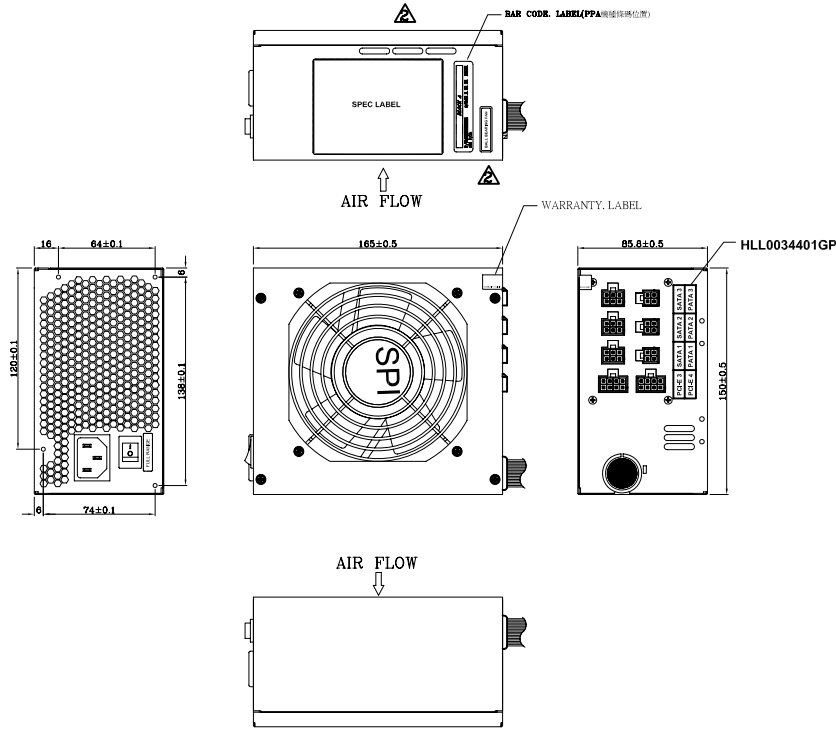


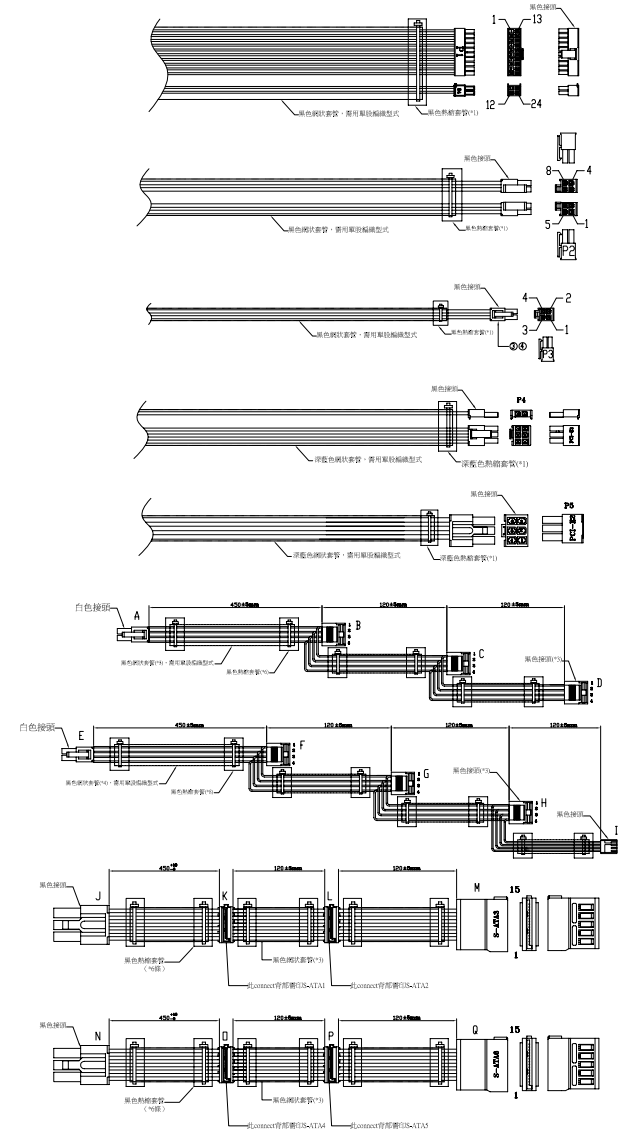
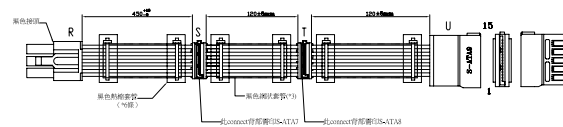
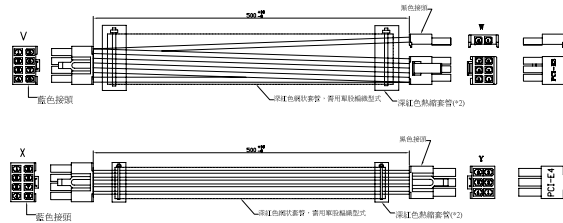
REF. ID.	PIN NO.	SIGNAL	WIRE COLOR	GAUGE	CONNECTOR TYPE	CABLE LENGTH	
P1	1	+3.3V	ORANGE	18	C42002H00-AMP *C42002H00-AMP or EQUIV.	500±0.38 mm	
	2	+3.3V	ORANGE	18			
	3	COM	BLACK	18			
	4	+5V	RED	18			
	5	COM	BLACK	18			
	6	+5V	RED	18			
	7	COM	BLACK	18			
	8	PWR_OK	GRAY	24			
	9	+5Vsb	PURPLE	20			
	10	+12V3	YELLOW	18			
	11	+12V3	YELLOW	18			
	12	+3.3V	ORANGE	18			
	13	+3.3Vtemp	BROWN	24			
	14	-12V	BLUE	24			
	15	COM	BLACK	18			
	16	PS_ON#	GREEN	24			
	17	COM	BLACK	18			
	18	COM	BLACK	18			
	19	COM	BLACK	18			
	20						
	21	+5V	RED	18			
	22	+5V	RED	18			
	23	+5V	RED	18			
	24	COM	BLACK	18			
P2	1	COM	BLACK	18	P4-142002K3B *P4-142002K4B or EQUIV.	500±0.38 mm	
	2	COM	BLACK	18			
	3	COM	BLACK	18			
	4	COM	BLACK	18			
P3	5	+12V1	YEL/BLUE	18	MOLEX 39-01-2040 or EQUIV.	500±0.38 mm	
	6	+12V1	YEL/BLUE	18			
	7	+12V1	YEL/BLUE	18			
	8	+12V1	YEL/BLUE	18			
	8	+12V1	YEL/BLUE	18			
P4	1	COM	BLACK	18	WST P4-142002K3-B *P4-142002K3B-B	500±0.38 mm	
	2	+12V2	YEL/WHITE	18			
	3	+12V2	YEL/WHITE	18			
	4	COM	BLACK	18			
P5	1	+12V2	YEL/WHITE	18	JWT C4202H00-2 *3PA-RP or EQUIV.	500±0.38 mm	
	2	+12V2	YEL/WHITE	18			
	3	+12V2	YEL/WHITE	18			
	4	COM	BLACK	18			
	5	COM	BLACK	18			
	6	COM	BLACK	18			

CASE顏色為BLACK C 2X加亮光漆



* 12V Output Distribution List

12V1	P2,P3
12V2	P4,P5
12V3	P1, A-U
12V4	V-Y



P/N.: 9PA10A0700

UNIT:mm

MODEL NO. : SPI1000GCM(S03001)		TITLE: ASSY			SHEET: 1 OF 1 REV:02	
R&D(8)	PE	CHECKED	DESIGN	DRAWN	DATE	
INTERIOR COUNTERSIGN:						