

- IP67 Design For LED Outdoor & Industrial Application
- Wide Input Range for Worldwide use (up to 305Vac)
- With 12V/130mA Auxiliary Output
- Programming Function: AMC/CLO/NTC-Configuration/Auto-dimming/AST/EOL
- High Surge Protection: 6kV/10kV(IEC61000-4-5)
- Multiple dimming function (1-10V ,PWM signal or resistance)/ DALI)
- Built-in PFC Function: up to PF 0.99
- Dim-to-Off with Standby Power<0.5w
- High Reliability & Long Life up to 100,000hrs
- Type HL LED Driver for use in Class I Division 2 Hazardous Location Luminaires
- All-Round Protections: Short Circuit/ Over Voltage/ Over Temperature
- Safety: Meet IEC61347-2-13, UL8750 & EMI EN55015



FSP150-SZAE(XXX)DGx
 [V] Type: IP67 rated with 3 in 1 Dimming Function
 [D] Type: IP67 rated with DALI Function
 [1] Type: Aux 12V/100mA; [2] Type: Aux:24V/50mA

IP67 F 110 M M 15 CE UL US LISTED Type HL Class P

SPECIFICATION

Model Name	FSP150-SZAE(070)DGx	FSP150-SZAE(105)DGx	
Output	Rated Power	150W	
	Output Voltage	125-280V	105-215V
	Rated Current	540 -700mA(default setting 700mA)	700-1050mA
	Output Current Accuracy	±5% (at full load condition)	
	Auxiliary DC Output (Blank/1/2)	12V @0.13A / 24V@0.05A	x/ 12V@0.13A / 24V@0.05A
	Output Ripple Current[2]	10%	
	Turn On Delay Time,Rise time	500ms	500ms
Input	Input Voltage/ Frequency[3]	108~305Vac	
	Power Factor (typ.)	PF ≥ 0.99,@ 120Vac input & full load.	
		PF ≥ 0.95,@ 230Vac input & full load.	
		PF ≥ 0.9@277Vac at 75% load	
	Efficiency (max.)	92%	91.5%
	Total Harmonic Distortion[4]	THD <20% (Output Loading ≥ 70% at 120-277Vac)	
	AC Current (typ.)	≤ 2.0A /120Vac ; ≤ 1.1A /230Vac ; ≤ 0.9A /277Vac	
Inrush Current (typ.)	≤ 80A at 230Vac, 25°C cold start		
Leakage Current	≤ 0.75mA/277Vac		
Environment	Operating Temperature	-40°C ~ +50°C (Tc=85) (Please refer to Derating Curve)	-40°C ~ +50°C (Tc=85)
	Operating Humidity	20~95% RH non-condensing	
	Storage Temperature, Humidity	-40°C~+80°C, 10%~95%RH	
	Vibration	0.02g ² /Hz at 5 Hz sloping to 0.04g ² /Hz at 20 Hz, and maintaining 0.04g ² /Hz from 20 Hz to 500 Hz at a constant acceleration of 4.43G for 30 minutes per axis for all three axes	
Protection	Over Voltage Protection	<245V Recovers automatically after fault condition is removed	<240V
	Short Circuit Protection	Recovers automatically after fault condition is removed	
	Over Temperature Protection	External: 80°C, maintaining 10% dim @ 90°C	
Safety & EMC	Safety Standards	UL8750, Type HL, CSA-C22.2 No. 250.13, EN61347-1, EN61347-2-13 Approved.	
	EMC Standard	Compliant with EN55015/CISPR22 CLASS B, Compliant with EN61000-3-2 Class C (≥70% load), EN61000-3-3	
	Surge Protection	Line-Line 6KV,Line-Earth 10KV	
	Withstand Voltage (Hipot)	i/P - O/P 3000Vac, I/P-FG 1500Vac, O/P-FG 1500Vac	
	Isolation Resistance	I/P-O/P,I/P-FG ,O/P-FG: 25M ohm @ 500Vdc/ 25°C	
Others	Life Time [5]	50,000 hours at Tcase of ≤ 75°C	
	Dimension (LxWxH)	243 x 68 x 38.8	
	Net Weight / Packing	1.16kg; 10 pcs/box; 13.11kg; 0.875CUFT	
	Dimming Range	1-100% (Min: 7mA)	1-100% (Min: 10mA)

Notes:

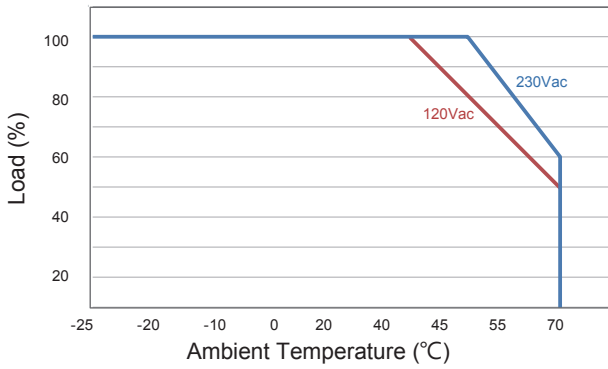
1. All data NOT specially mentioned are measured at 230Vac/ 50Hz input, full load and 25°C of ambient temperature.
2. The ripple current must be measured under the condition of AC coupling & 20MHz bandwidth. (Rated input and rated output)
3. Derating may be needed under low input voltages. Please check the static characteristics for more details.
4. Measured at rated output voltage.
5. Measured at 230Vac/50Hz input, 80% load.
6. The power supply is considered as a component that will be operated in combination with final equipment. Since EMC performance will be affected by the complete installation, the final equipment manufacturers must re-qualify EMC Directive on the complete installation again.



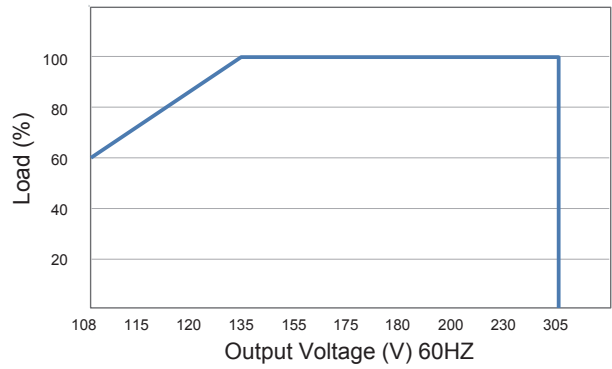
FSP TECHNOLOGY INC.

www.fsp-group.com / sales@fsp-group.com.tw
 NO.22,Jianguo E. Rd., Taoyuan City, Taiwan, R.O.C.
 TEL : +886-3-375-9888 / FAX : +886-3-375-6966

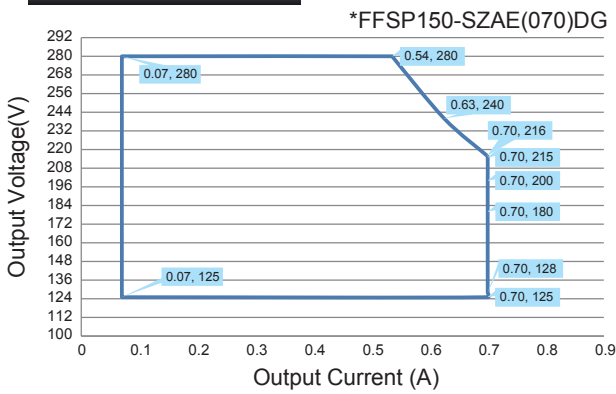
Derating Curve



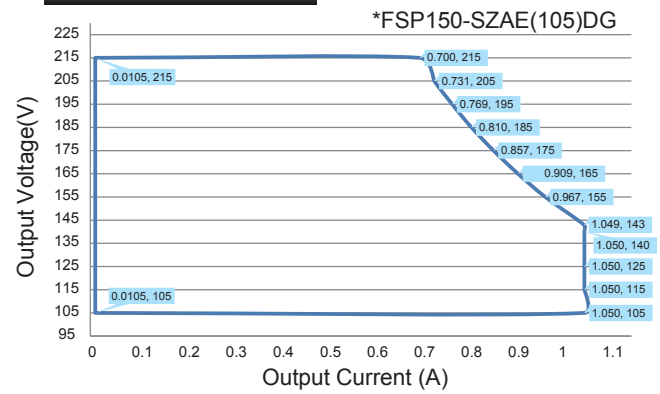
Static Curve



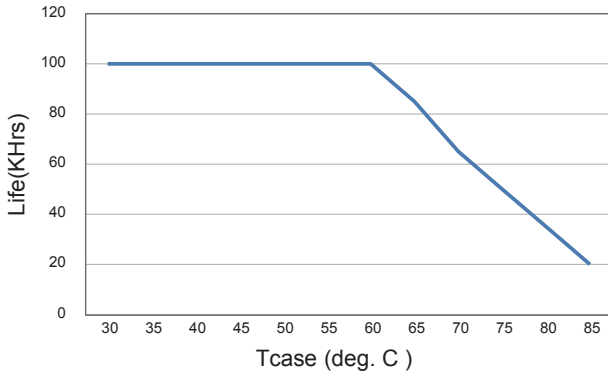
I-V Operating Area



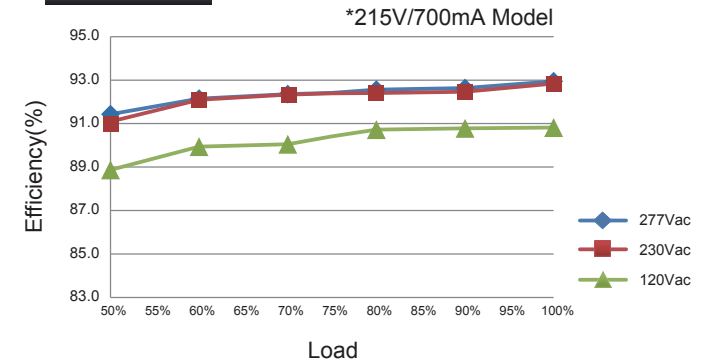
I-V Operating Area



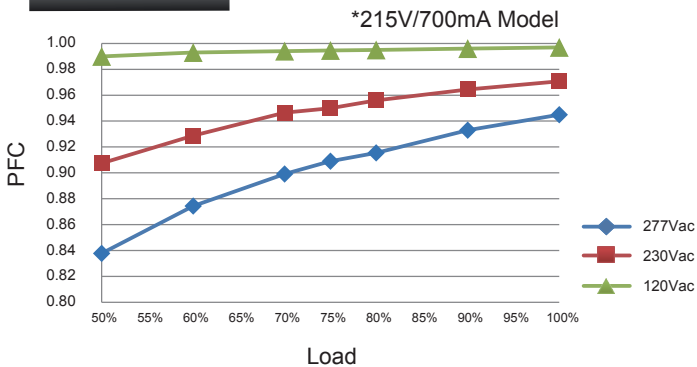
Life Time



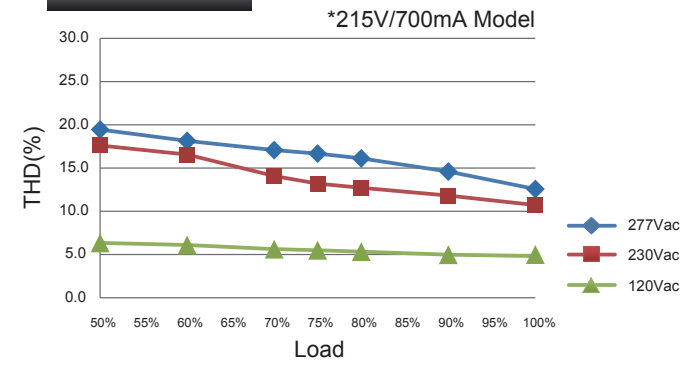
Efficiency



PFC vs Load



THD vs Load

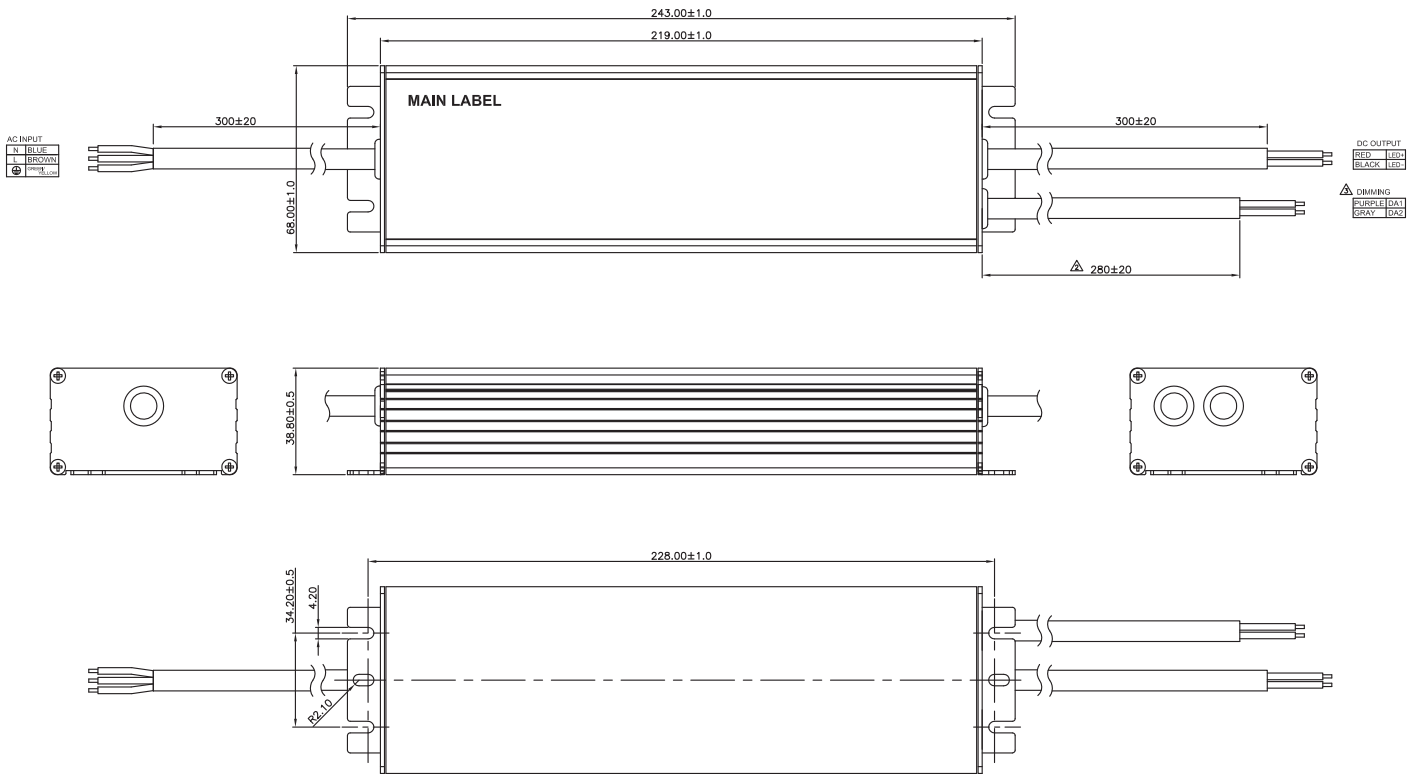


FSP TECHNOLOGY INC.

www.fsp-group.com / sales@fsp-group.com.tw
 NO.22, Jianguo E. Rd., Taoyuan City, Taiwan, R.O.C.
 TEL : +886-3-375-9888 / FAX : +886-3-375-6966

Model Name: **FSP150-SZAE(XXX)DG**

Unit: mm



FSP TECHNOLOGY INC.

www.fsp-group.com / sales@fsp-group.com.tw
 NO.22, Jianguo E. Rd., Taoyuan City, Taiwan, R.O.C.
 TEL : +886-3-375-9888 / FAX : +886-3-375-6966